

Using Hegarty Maths

Student Guide

Hegarty Maths is a website which includes videos and quizzes for the majority of the secondary maths curriculum. The videos ‘teach’ a topic area which then has a quiz which directly relates to the video to test student knowledge and marks the answers as they progress.

Year 7 – 9

Students in Years 7 – 9 need to complete a total of 2.5 hours a week on Hegarty Maths of appropriate tasks. This is monitored by staff through the website.

Years 10 – 11

Students in Years 10 – 11 need to complete a minimum of two tasks a week on Hegarty Maths in addition to their written homework set by their teacher.

Logging on

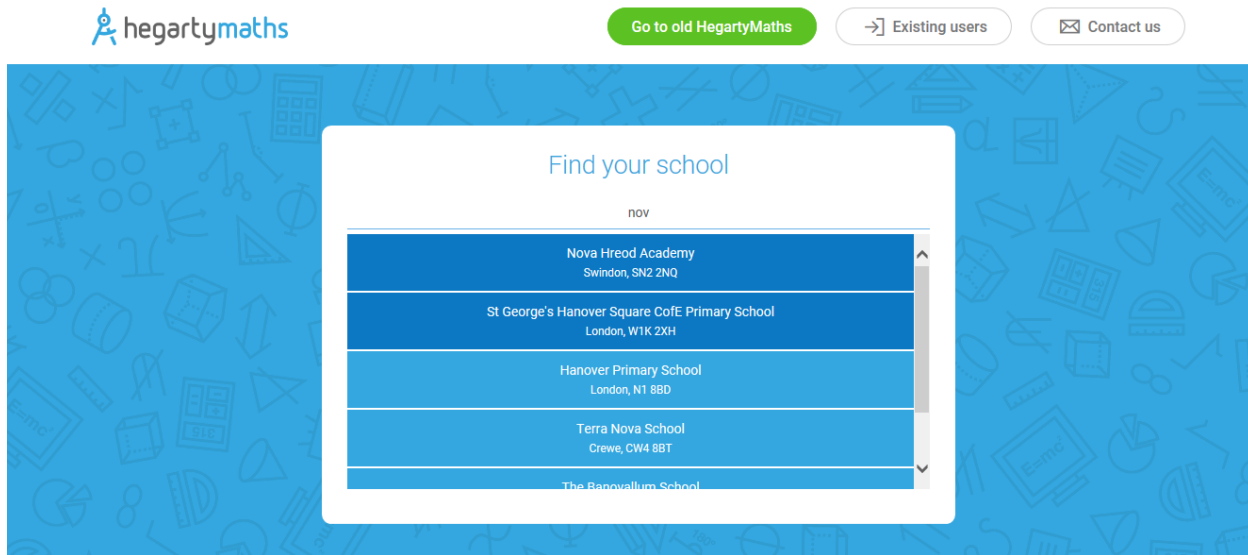
Visit the site: www.hegartymaths.com

To log on, students need to know their first name, last name and date of birth. If this is the first time visiting the site, students will be prompted to create their own password. Only the student will know this password. If they forget it, they will have to ask their teacher to reset it.

Click on ‘Existing Users’ then ‘Student Log in’

The screenshot shows the Hegarty Maths website homepage. At the top left is the logo 'hegartymaths'. To the right are three buttons: 'Go to old HegartyMaths' (green), 'Existing users' (grey), and 'Contact us' (white with envelope icon). A dropdown menu under 'Existing users' shows 'Teacher log in' and 'Student log in'. The main heading is 'School maths. Sorted.' in white on a blue background. Below this are two buttons: 'Watch demo video' (white with play icon) and 'Register interest' (green). At the bottom, there are images of a laptop and a tablet displaying the website interface. The laptop screen shows a list of users with columns for 'Name', 'Year', 'Status', and 'Progress'. The tablet screen shows a quiz question: 'Well done Eddie Ludid! You've passed! Corresponding angles'.

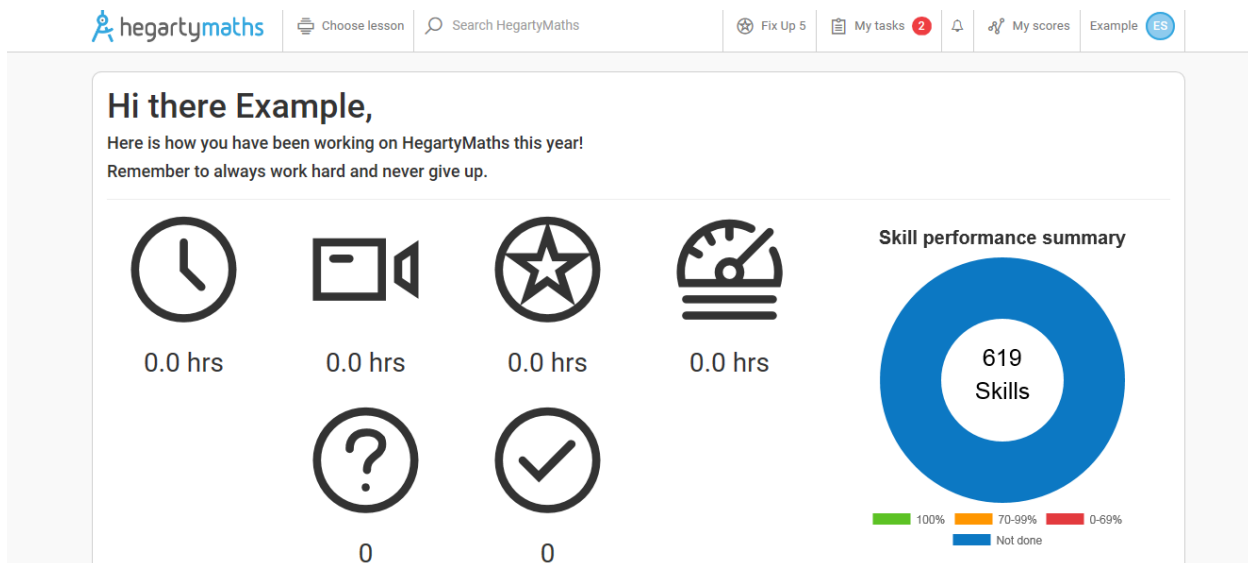
Begin typing in 'Nova Hreod' to find your school



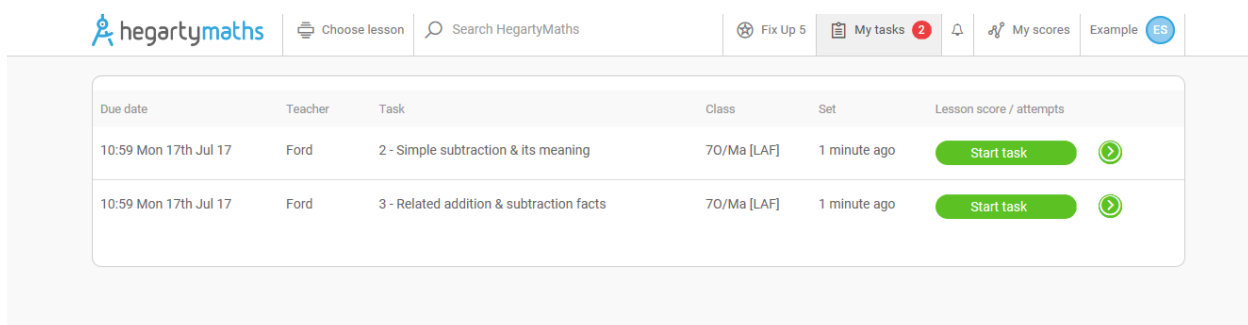
Type in your personal details to log in

Completing tasks on Hegarty Maths

Once you log in, you will be greeted with an overview of your current performance



Click on 'My tasks' in the top right hand corner to view any tasks you have been set. Choose one and click on 'Start task'.



Firstly watch the video and make notes in your 'Hegarty Maths Notebook'.

The screenshot shows the Hegarty Maths website interface. At the top, there is a navigation bar with the logo, 'Choose lesson', 'Search HegartyMaths', 'Fix Up 5', 'My tasks 2', 'My scores', and 'Example ES'. Below this, the breadcrumb 'Number > Arithmetic with positive integers' is visible. The main content area features a video player titled 'Simple subtraction and its meaning'. The video content includes: 'Example 1 (a)' with the equation $8 - 6 = 2$ and a visual representation of 8 minus 6; a text box stating 'Subtraction is...the inverse of addition'; 'In words' section with phrases like '8 subtract 6', '8 minus 6', '6 less than 8', '8 take away 6', and 'The difference between 8 and 6'; and a 'Number line view' showing a number line from 0 to 12 with a red arrow pointing from 8 to 2. To the right of the video player, there is a section titled '2 - Simple subtraction & its meaning' with the text 'Learn how to subtract and what subtraction means.' Below this, it shows 'Video watched 0.00x' and 'Your score New lesson HegartyMaths avg 98%'. A blue 'Do quiz' button is prominently displayed.

Then click on 'Do Quiz'

Complete the questions in the quiz while also writing down the question and working in your note book.

The screenshot shows the quiz interface. At the top, a progress bar indicates 10 questions, with question 1 selected. The question is 'What is 4 less than 4?'. Below the question is an input field. To the right of the question, there are several options: 'Do not use a calculator', 'Watch video', 'Report a mistake to HegartyMaths', 'Quit assessment', and 'On-screen keypad ON'. At the bottom of the screen, there is a virtual keyboard with various mathematical symbols and a 'Check' button.

If it is correct, you will find out instantly. Tick the question as correct in your note book.

If you enter an incorrect answer you will have one chance to correct it.

The screenshot shows the quiz interface with a feedback message. The question is 'What is 2 less than 10?' and the answer '7' has been entered. A white pop-up box with the text 'Hold on a sec!' is displayed in the center. Below the pop-up, it says 'HegartyMaths thinks you may have typed a wrong answer. Check your answer is a) sensible; b) in the required form (simplest form/2DP)'. There is an 'OK' button at the bottom of the pop-up. In the background, the 'Check' button is visible.

If it is still incorrect then you will be told the correct answer. You can also message your teacher underneath.

2 of 10

What is 2 less than 10?

3

The correct answer is:
8

If you'd like, leave a comment for your teacher

Ford

Do not use a calculator

Watch video

Report a mistake to HegartyMaths

Quit assessment

On-screen keypad ON

Next question

At the end of the quiz you will get a score. Your teacher will see how long you spent doing the quiz and how much of the video you have watched. Your teacher will also see how many times you have done the quiz, which questions you got right and wrong, which answers you put and the time spent on each one and the date and time of when you did it.

hegartymaths Choose lesson Search HegartyMaths Fix Up 5 My tasks 2 My scores Example ES

Number > Arithmetic with positive integers > 2 - Simple subtraction & its meaning > Quiz

1 ✓ 2 ✗ 3 ✓ 4 ✓ 5 ✓ 6 ✓ 7 ✓ 8 ✓ 9 ✓ 10 ✓

Well done Example for completing a quiz
2 - Simple subtraction & its meaning

Video watched 0.00x
Score 90% HegartyMaths avg 98%

2mins
11:02 Mon 10th Jul 17

Retake

Next on task list

90%

Tips

If you try to leave the video playing and work on something else in a different tab, the video will stop recording that you watched it. If you work on something else during the quiz, it will pause the time you have spent working on it.

Selecting a task of your choice

If you wish to select a topic of your choice which has not been set by your teacher you can do this by searching in 'Choose Lesson' tab in the top left hand corner.

Or you can enter a topic area in the ‘Search Hegarty Maths’ bar. This will still record how long you have spent doing quizzes and your teacher will be able to see what you have been doing.

Fix Up Five

After you have completed a number of quizzes on the website you will be able to choose ‘fix up five’. This will randomly select questions on five topic areas you have commonly got wrong. This will also contribute to the time recorded on the website.

Support

You can message your teacher through the website but you will need to make your teacher aware that you have done this. If you are struggling with a task and have watched the video, please see a maths teacher or attend a homework support session.