

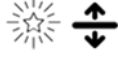




STATISTICS OVERVIEW			
	Autumn	Spring	Summer
YEAR 10	<ul style="list-style-type: none"> • Collection of data • Processing and representing data 	<ul style="list-style-type: none"> • Summarising data • Scatter diagrams and correlation 	<ul style="list-style-type: none"> • Time series • Probability 
YEAR 11	<ul style="list-style-type: none"> • Index numbers • Probability distribution 	<ul style="list-style-type: none"> • Processing and representing data 2 • Scatter diagrams and correlation 2 	<ul style="list-style-type: none"> • Time series 2 • Revision 