






































Art and Design Curriculum Overview

Year Group: 7- There may be variations to choice of media and final piece outcomes.						
Subject Art	Autumn HT1 6/7 lessons	Autumn HT2 7 lessons	Spring HT1 6/7 lessons	Spring HT2 5/6 lessons	Summer HT1 4/5 lessons	Summer HT2 6/7 lessons
African Masks  	<p>Base line assessment Natural form. Introduction to natural form and formal elements of line. Understanding the formal elements; colour, texture, space. This will be done through sketching and drawing.</p>  	<p>Presentation skills. Introduce research of Kristy Patterson's bugs Introduction to drawings of artists work using different media, Introduce observational drawings and mono printing using Styrofoam.</p>  	<p>Design and making Introduce the development of design ideas from research done making connections to artist studied. Suggestions 3D Wire sculpture of bugs or repeat wallpaper design.</p>   	<p>Introduce research of African tribal masks and key vocabulary. Research work completed. Introduce basic drawing skills and exploration of pencil use Introduce basic exploration of materials and techniques, pen and wash and charcoal and chalk to show tone revisiting and reinforcing skills learned in Natural form project.</p>  	<p>Introduce the development of own mask designs/ideas from research done. Introduce 3 colour shading technique</p>   	<p>Introduce basic clay slabbing technique to make the masks Painting and decoration of the masks using acrylic paint</p>    















Art and Design Curriculum Overview

Year Group: 8-There may be variations to choice of artists, media and final piece outcomes.

Subject Art	Autumn HT1 6/7 lessons	Autumn HT2 7 lessons	Spring HT1 6/7lessons	Spring HT2 5/6 lessons	Summer HT1 4/5 lessons	Summer HT2 6/7 lessons
<p>Modern Art</p>  	<p>Research and critical understanding of a chosen Modern Artist and their styles. Art vocabulary extended from year 7.</p> <p>Developing further use of a variety of media suited for purpose.</p> <p>Research and critical understanding of a 2nd chosen Modern Artist and their styles.</p> <p>Developing further use of media and techniques</p>   	<p>Develop drawing and observation skills by studying folds within clothes.</p> <p>Begin to develop creativity and idea exploration by designing own body pots inspired by research</p>  	<p>Continue to develop creativity and idea exploration by designing own body pots inspired by research</p> <p>Making a body pot in clay from own designs developing clay slabbing around a former technique.</p> <p>Decorate and finish to a high standard</p>   	<p>Develop a new project on Portraiture, looking at portraiture from historical to contemporary times, particularly from the 20th Century and look at how the invention of the camera changed the world of Art as artists began to create images that a camera could not.</p> <p>Research work produced. They will draw portrait guidelines and practise drawing individual features building on skills from year 7.</p>   	<p>Develop research work on the work of portrait artists, in particular, those that use colour in an Expressionist manner such as Karl Schmidt-Rottluff, Vincent Van Gogh, Henri Matisse, Francoise Nielly or Martina Shapiro.</p> <p>They will visually analyse images by these artists using a variety of media.</p>   	<p>Develop self-portraits based on the work of the artists studied.</p> <p>Expressionist colour palette used and must be inspired by one or more of the artists studied. They will have a choice of acrylics or oil pastels, depending on the artist selected. They will complete a written assessment on their portrait project.</p>   

Art and Design Curriculum Overview

Year Group 9 : There may be variations to choice of media and final piece outcomes.

Subject Art	Autumn HT1 6/7 lessons	Autumn HT2 7 lessons	Spring HT1 6/7lessons	Spring HT2 5/6 lessons	Summer HT1 4/5 lessons	Summer HT2 6/7 lessons
<p data-bbox="61 568 361 662">Mexican day of The Dead</p>   	<p data-bbox="392 568 698 1125">Introduce Day of the Dead festival- develop analysis and evaluation skills. Skilful development of drawing and recording skills while drawing skulls in pencil. Free hand and Grid techniques Skilful development of drawing and recording skills while drawing skulls in a variety of media</p>   	<p data-bbox="741 568 1047 859">Develop a more skilful use of materials and techniques while exploring the theme. To produce research work on day of the Dead and on Tahneeya McArdle's art</p>  	<p data-bbox="1093 568 1398 816">Creativity and ideas encouraged in a more personal and independent way while developing designs for a festival mask. Make and decorate</p>  	<p data-bbox="1444 568 1750 782">Develop ideas in a personal way for a final piece by exploring and researching own ideas. Collecting and drawing ideas</p>  	<p data-bbox="1796 568 2102 859">Creativity and ideas encouraged in a more personal and independent way by developing 3 own painting ideas inspired by Day of the Dead and research done.</p>  	<p data-bbox="2147 568 2453 702">Final piece in own choice of media to take 10 hours. Evaluation.</p> 